This document is the property of BSPTCL and must not be passed on to any third person or firm not authorised by BSPTCL, nor be copied/made use of in full or part by such person or firm without our prior permission in writing

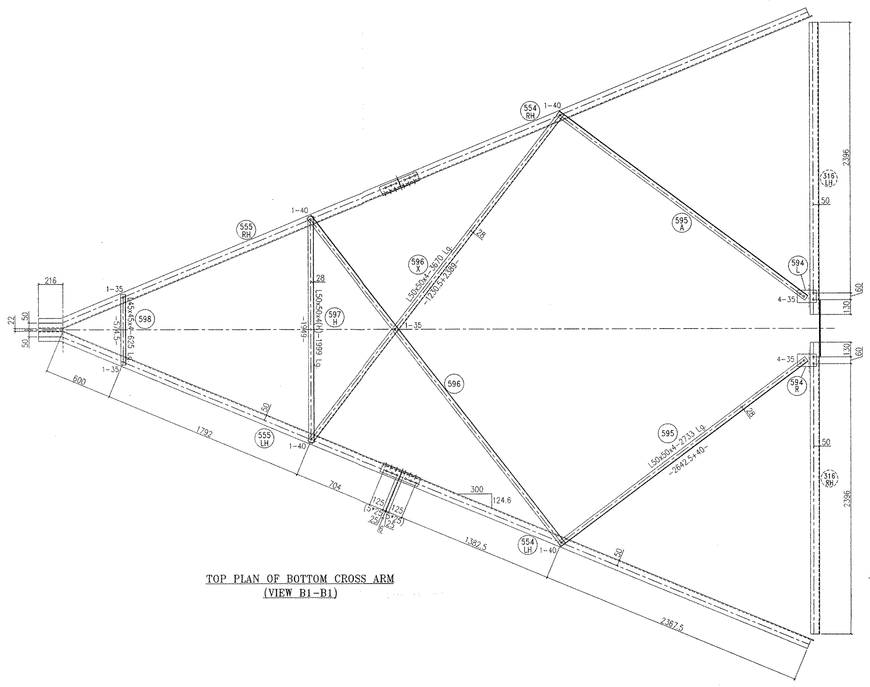

TOP PLAN OF BOTTOM CROSS ARM
(VIEW B1-B1)

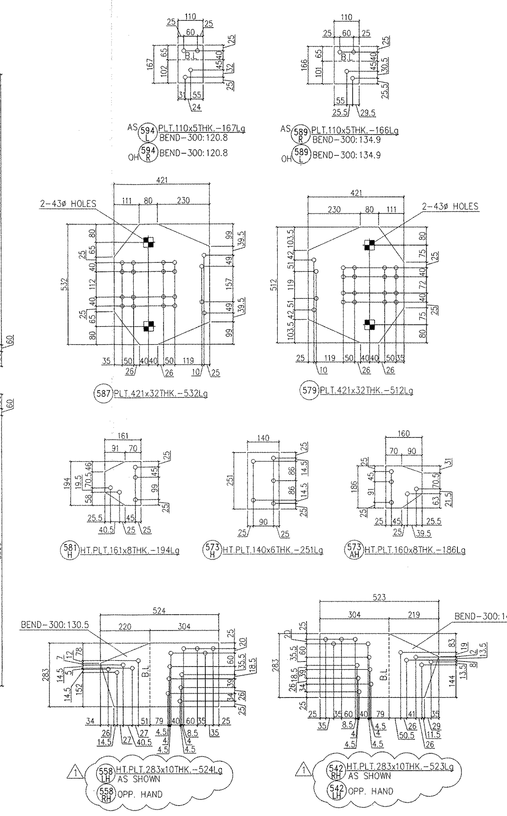

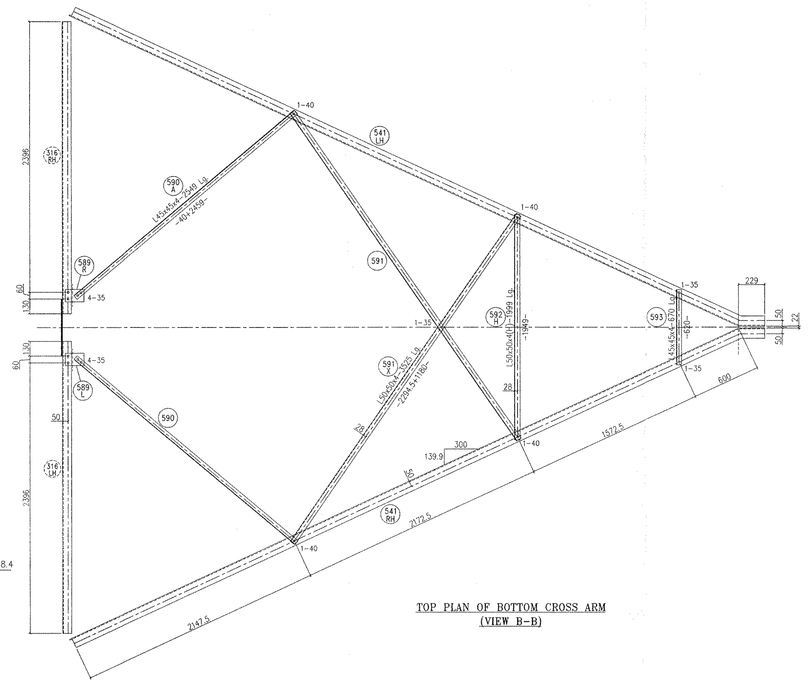

TOP PLAN OF BOTTOM CROSS ARM
(VIEW B-B)

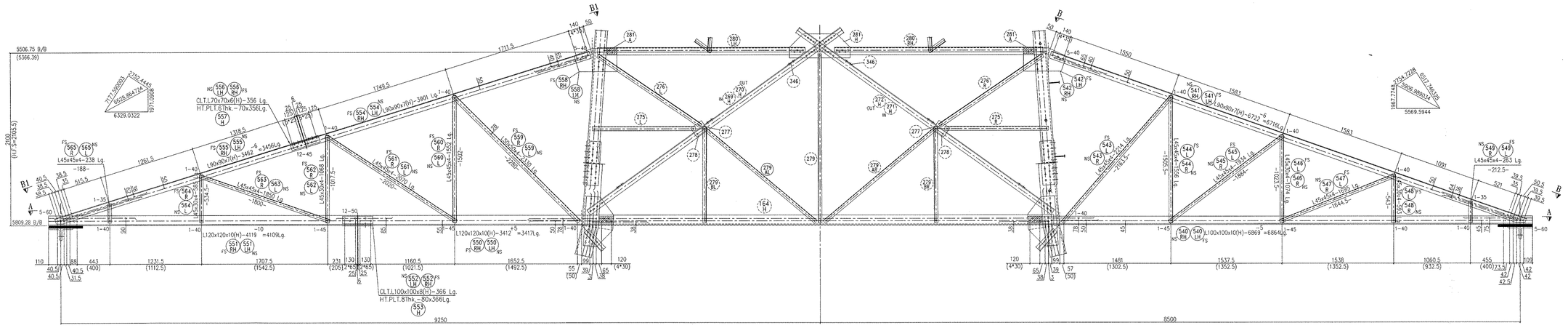

ELEVATION OF BOTTOM CROSS ARM

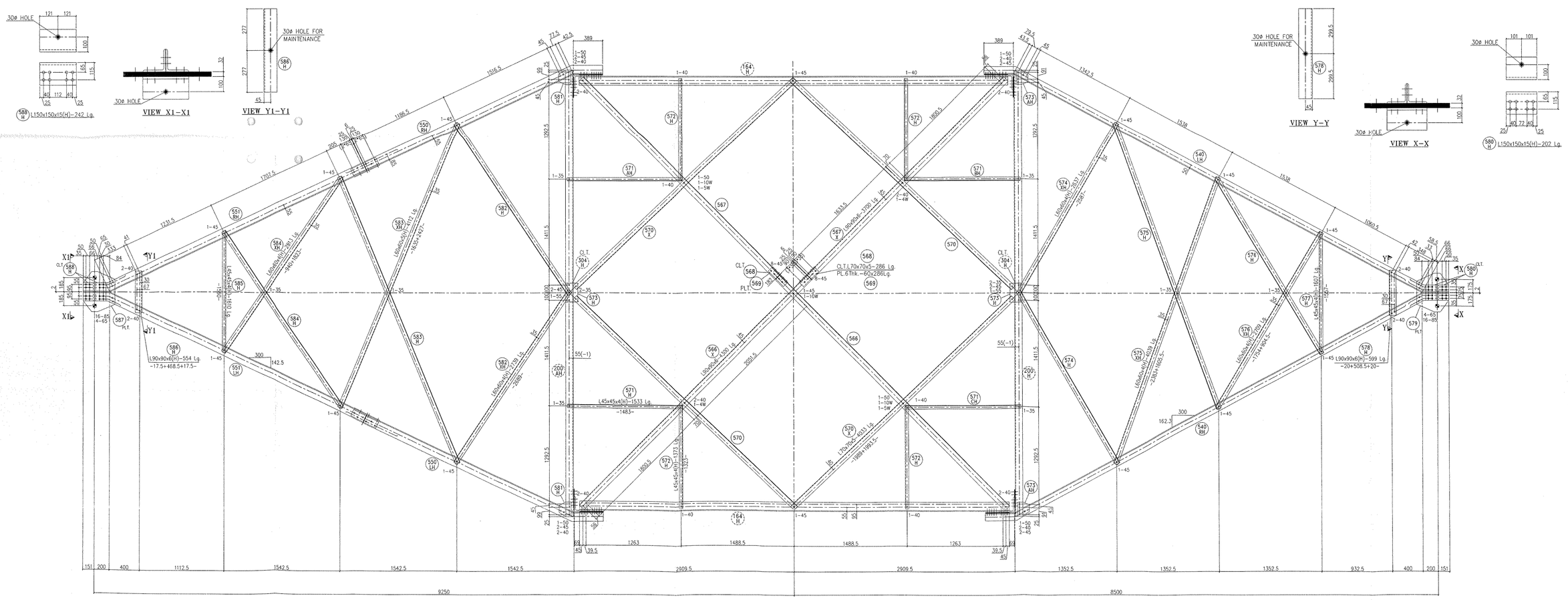

BOTTOM PLAN OF BOTTOM CROSS ARM
(VIEW A-A)

REQUIREMENT OF BOLTS, NUTS & WASHERS			
SIZE	QTY.	GRADE	REMARKS
16Ø X 35mm Lg.	36	5.6	BOLTS & NUTS
16Ø X 40mm Lg.	86	5.6	BOLTS & NUTS
16Ø X 45mm Lg.	75	5.6	BOLTS & NUTS
16Ø X 50mm Lg.	30	5.6	BOLTS & NUTS
16Ø X 55mm Lg.	2	5.6	BOLTS & NUTS
16Ø X 60mm Lg.	10	5.6	BOLTS & NUTS
16Ø X 65mm Lg.	8	5.6	BOLTS & NUTS
16Ø X 85mm Lg.	32	5.6	BOLTS & NUTS
16Ø x 3.5 THK	281	–	SPRING WASHERS
16Ø 4 THK	2	–	PACK WASHERS
16Ø 5 THK	2	–	PACK WASHERS
16Ø 10 THK	3	–	PACK WASHERS

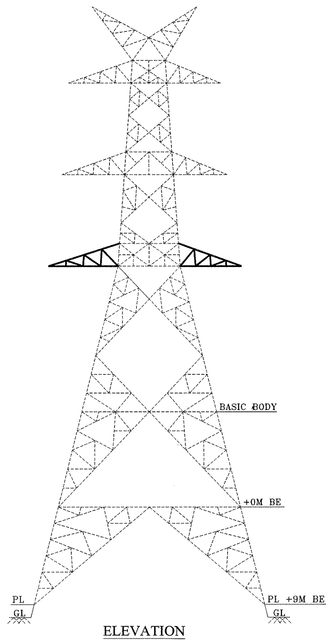

ELEVATION

NOTES:

1. ALL DIMENSIONS ARE IN mm UNLESS OTHERWISE SPECIFIED.
2. BOLT HOLES
   16Ø = 17.5Ø HOLES
   16Ø = 17.5Ø HOLES FOR STEP BOLTS
   24Ø = 26Ø HOLES
3. ALL ERECTION MARKS ARE TO BE PREFIXED WITH "77840B"
4. STRUCTURAL STEEL SHALL BE AS PER IS 2062-2011
   (i) MILD STEEL – GRADE E250 QUALITY A – UNLESS OTHERWISE SPECIFIED.
   (ii) "H" STANDS FOR HIGH TENSILE STEEL – GRADE E350 QUALITY A
5. BOLTS & NUTS SHALL CONFORM TO IS : 12427-2001 (R-2007) FOR DIMENSIONS AND IS : 1367 (PART 3)-2002 FOR MECHANICAL PROPERTIES
6. GALVANISING SHALL CONFORM TO IS:2629-1985 (R-2006) & IS:4759-1996 (R-2006)
7. SPRING WASHER SHALL BE CONFORM TO IS 3063-1994 (R-2004)
8. STEP BOLTS SHALL BE PROVIDED ON THE DIAGONALLY OPPOSITE LEGS.
9. ALL PARTS/ MEMBERS OF TESTED TOWER SHOULD BE PUNCHED WITH PART NUMBER PREFIXED WITH "T" IN ADDITION TO THE STANDARD MARK NUMBERS

PART NO. 540 TO 598

SUCCESSFULLY TESTED AT L&T-TLTRS-KANCHIPURAM ON 22nd OF AUGUST 2019

APPROVED
Subject to the condition that you are not absolved of the responsibility for correctness of the materials supplied as per specification

Electrical Superintending Engineer
(Planning and Engineering)
Bihar State Power Transmission Company Limited
Vidyut Bhawan, Patna-800021

DATE	REV.NO.	DESCRIPTION	DESIGNED	CHECKED	DRAWN	CHECKED	APPROVED
26.08.19	1	SUBMISSION AFTER SUCCESSFUL TESTING & REVISED AS MARKED △1 AS PER CONSULTANT COMMENTS	ERS	RJR	MR	PU/BSR	CSR
02.04.19	0	FIRST SUBMISSION FOR APPROVAL BEFORE PROTO	ERS	RJR	MR	SVR/BSR	CSR
			STRUCTURAL		DETAILING		

REVISIONS

CLIENT : **BIHAR STATE POWER TRANSMISSION CO.LTD., PATNA**

SUPPLIER / CONTRACTOR : **L&T Construction** Power Transmission & Distribution

PROJECT : **PACKAGE - NIT 77 UNDER STATE PLAN [80:20], CONSTRUCTION OF :**
(I) LILO OF BARH-PATNA 400 KV D/C (QUAD) TL AT BAKHTIYARPUR (LINE LENGTH 10RKM),
(II) 220 KV D/C BAKHTIYARPUR - SHEIKHPURA TL (ACSR ZEBRA) (LINE LENGTH - 51 RKM)
(III) 220 KV D/C BAKHTIYARPUR -HATHIDAH TL (ACSR ZEBRA) (LINE LENGTH -52 RKM) AND
(IV) 220 KV D/C BAKHTIYARPUR – FATHUA TL (ACSR ZEBRA) (LINE LENGTH - 28 RKM)

JOB No. : O18089-T-TL

	NAME	DATE
DSGN	ERS	26.03.19
DRWN	MR	02.04.19
CHKD	SVR/BSR	02.04.19
APPD	CSR	02.04.19

TITLE : G.A OF BOTTOM CROSS ARM FOR TOWER TYPE –"40B (0°–15°DEV)" 400KV D/C QUAD ACSR MOOSE (WZ-4)

SCALE 1 : 25

SHEET NO. 4 OF 7

DRG. No. 0 1 8 0 8 9 - T - T L - 8 D - G A - 0 2 0 4

SIZE A0 REV. 1

RELEASED FOR ☐ PRELIMINARY ☐ TENDER ☐ INFORMATION ☑ APPROVAL ☐ CONSTRUCTION